




# “Garment Planning” Software

AI-based Production Planning Solution for  
Garment Industry

Review



# Why “Garment Planning” Software

1. Online & AI-powered planning tool.
  2. Cross-device compatibility (PC, Laptop, Mobile)
  3. Compatible for Knit, Woven, Sweater, Sportswear, Outerwear, Underwear / Lingerie Industry.
  4. Compatible to use your factory personal database.
- 


The slide features a light blue background with a white horizontal band. On the left, there are several light pink hexagons of varying sizes, some overlapping. A solid dark red hexagon is positioned to the right of the top-left cluster. In the top right corner, there is a solid dark red vertical bar. The word "Benefits" is centered in the white band in a bold, yellow, sans-serif font, with a faint reflection of the text below it.

# Benefits

1. Save time & reduce planning errors.
2. Improve efficiency and cost-effectiveness.
3. Accessible anytime, anywhere.
4. Industrial Engineering-based design.
5. Very cheap comparing market other planning tool.



# Workflow / How It Works

1. Input data (Line, style etc.) uploading Excel file.
  2. AI will suggest you the best line when you select a style for plan.
  3. Auto plan generation.
  4. Easy Calendar / TNA update.
  5. Easy monitoring & editing
- 

# Pricing Plans

1. Paid: \$0.50 per line/ month (~60 Tk)
2. One-time purchase \$250000 (full code): ~3,03,63,550 Tk

For know latest prize visit:

<https://garmentsmis.com/Billing1.aspx>

# Case Example / Screenshots

## Visual Bar Planning Board

### Planning Board of ML

Load Styles

T&A in-house Info

Edit Calendar

Make TNA Plan

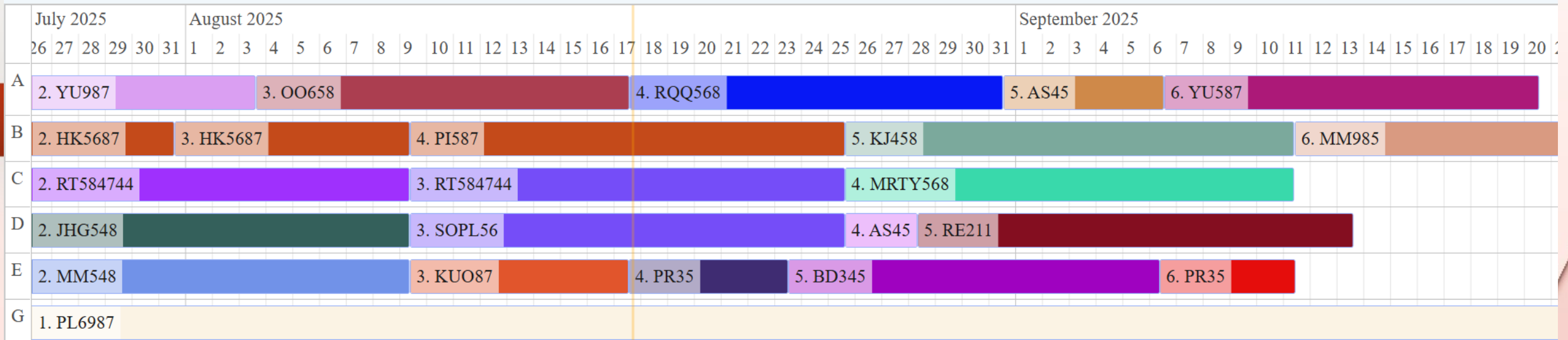
Add Style Info

Add Line

Date (M/d/y):

From

[How to use.](#)



# Case Example / Screenshots

## Visual Production Planning Board

+ - Date (M/d/y):  From 




[How to use.](#)

Line Name	01 Jul 2025, Tue	02 Jul 2025, Wed	03 Jul 2025, Thu	04 Jul 2025, Fri	05 Jul 2025, Sat	06 Jul 2025, Sun	07 Jul 2025, Mon	08 Jul 2025, Tue	09 Jul 2025, Wed	10 Jul 2025, Thu	11 Jul 2025, Fri
A	232,8h,30%, WW587(232)	272,8h,35%, WW587(272)	352,8h,45%, WW587(352)	Holiday	424,8h,55%, WW587(424)	544,8h,70%, WW587(544)	624,8h,80%, WW587(624)	624,8h,80%, WW587(624)	624,8h,80%, WW587(624)	624,8h,80%, WW587(624)	624,8h,80%, WW587(624)
B	232,8h,30%, SA5874(232)	272,8h,35%, SA5874(272)	352,8h,45%, SA5874(352)	Holiday	424,8h,55%, SA5874(424)	544,8h,70%, SA5874(544)	624,8h,80%, SA5874(624)	624,8h,80%, SA5874(624)	624,8h,80%, SA5874(624)	624,8h,80%, SA5874(624)	624,8h,80%, SA5874(624)
C	232,8h,30%, NK57898(232)	272,8h,35%, NK57898(272)	352,8h,45%, NK57898(352)	Holiday	424,8h,55%, NK57898(424)	544,8h,70%, NK57898(544)	624,8h,80%, NK57898(624)	624,8h,80%, NK57898(624)	624,8h,80%, NK57898(624)	624,8h,80%, NK57898(624)	624,8h,80%, NK57898(624)
D	232,8h,30%, RQ589(232)	272,8h,35%, RQ589(272)	352,8h,45%, RQ589(352)	Holiday	424,8h,55%, RQ589(424)	544,8h,70%, RQ589(544)	624,8h,80%, RQ589(624)	624,8h,80%, RQ589(624)	624,8h,80%, RQ589(624)	624,8h,80%, RQ589(624)	624,8h,80%, RQ589(624)
E	232,8h,30%, RT4587(232)	272,8h,35%, RT4587(272)	352,8h,45%, RT4587(352)	Holiday	424,8h,55%, RT4587(424)	544,8h,70%, RT4587(544)	624,8h,80%, RT4587(624)	624,8h,80%, RT4587(624)	624,8h,80%, RT4587(624)	624,8h,80%, RT4587(624)	624,8h,80%, RT4587(624)
G	224,8h,30%, PL6987(224)	264,8h,35%, PL6987(264)	344,8h,45%, PL6987(344)	Holiday	416,8h,55%, PL6987(416)	528,8h,70%, PL6987(528)	608,8h,80%, PL6987(608)	608,8h,80%, PL6987(608)	608,8h,80%, PL6987(608)	608,8h,80%, PL6987(608)	608,8h,80%, PL6987(608)
Unit-1	928, 30%	1088, 35%	1408, 45%	0	1696, 55%	2176, 70%	2496, 80%	2496, 80%	2496, 80%	2496, 80%	2496, 80%

# Case Example / Screenshots

## Add Style to Planning Board

### Unplanned Style

CRD From  To  Buyer:  Style, Code:

Select	Code	Buyer	Style	CRD	Unplanned	OrderQTY	Plan_QTY	PO	POQTY	Color	TotalSMV
<input type="checkbox"/>	17	FKL568	MP6895	05/23/2025	50000	50000	0		0		25.65
<input type="checkbox"/>	18	EE5869	MP6895	05/23/2025	50000	50000	0		0		23.65
<input type="checkbox"/>	20		CX5874	05/30/2025	8000	8000	0		0		24.68
<input type="checkbox"/>	55		AS45	08/30/2025	1	5000	4999		0		25.36
<input checked="" type="checkbox"/>	54	A	KK87	09/25/2025	6000	6000	0		0		25.25
<input type="checkbox"/>	42		UY789	09/27/2025	10	10	0		0		21.56
<input checked="" type="checkbox"/>	38		LK985	09/30/2025	7000	7000	0		0		50.45
<input checked="" type="checkbox"/>	39		MM985	09/30/2025	3397	7000	3603		0		50.45
<input type="checkbox"/>	58		AD856	10/25/2025	7800	7800	0		0		25.30
<input type="checkbox"/>	44		PR35	12/05/2025	2500	2500	0		0		25.23
<input type="checkbox"/>	45		PR35	12/05/2025	2500	2500	0		0		25.23
<input checked="" type="checkbox"/>	46		PR35	12/05/2025	1	2500	2499		0		25.23
<input type="checkbox"/>	47		PR35	12/05/2025	1	2500	2499		0		25.23
<input type="checkbox"/>	48		PR35	12/05/2025	2500	2500	0		0		25.23
<input type="checkbox"/>	49		PR35	12/05/2025	2500	2500	0		0		25.23

Serialy Selected Code: 54, 38, 39, 46 | Unplanned Qty: 6000, 7000, 3397, 1

Learning Curve

Day	Efficiency	Production	Date
Day 1	<input type="text" value="30"/>	268 (5.9h)	07-Sep-25
Day 2	<input type="text" value="35"/>	424 (8h)	08-Sep-25
Day 3	<input type="text" value="45"/>	544 (8h)	09-Sep-25
Day 4	<input type="text" value="55"/>	672 (8h)	10-Sep-25
Day 5	<input type="text" value="70"/>	848 (8h)	11-Sep-25
Day 6	<input type="text" value="80"/>	976 (8h)	13-Sep-25
Continue	<input type="text" value="80"/>	976 (8h)	14-Sep-25
Last		316 (2.6h)	16-Sep-25

Repeat for Next Style.

AI Suggested Line:

for get better suggestion.

Man:  Style Position:

TNA Plan:  Qty:



# Case Example / Screenshots

## Add Style Information

### Add Style Information using Excel File

[Download Demo Excel](#)

and Fill with data and then upload.

No file chosen

[Import Excel Info to Database](#)

# Case Example / Screenshots

## Add Daily Sewing Information

### Add Daily Sewing Output

[Download Demo Excel](#) and Fill with data and then upload.

No file chosen

[Import Excel Info to Database](#)

# Case Example / Screenshots

## Change Calendar

### Change Day Working Hour

Start Date	End Date	Working Hour	Line	Action
<input type="text"/>	<input type="text"/>	<input type="text"/>	All Line v	Update

### Change Holiday

Date:  to  Every  as a  in Line:

### Calendar

date	IsHoliday	WorkingHR	LineName
06-Dec-24 Fri	Holiday	10	A
07-Dec-24 Sat	Working Day	10	A
08-Dec-24 Sun	Working Day	10	A
09-Dec-24 Mon	Working Day	10	A
10-Dec-24 Tue	Working Day	10	A
11-Dec-24 Wed	Working Day	10	A
12-Dec-24 Thu	Working Day	10	A
13-Dec-24 Fri	Holiday	10	A
14-Dec-24 Sat	Working Day	10	A
15-Dec-24 Sun	Working Day	10	A
16-Dec-24 Mon	Holiday	10	A

# Case Example / Screenshots

## Add Trims and Accessories in-house Information

### Add Trims and Accessories in house Information

First Search a Style Than Add or Delete:

Code	Style	Buyer	Item description	Style Order Quantity	CRD
58	AD856	LF	T-Shirt	7800	25-Oct-2025

Trims/ Accessories Name	Trims/ Accessories Order Quantity	UOM	Received Quantity	Received Date	Ready to Production Date	Section	Remarks
Fabric	5000	yds	5000	08/31/2025 11:00:00 AM	09/03/2025 8:00:00 AM	Sewing	
							Save

# Software Source

Download from

Microsoft Store: <ms-windows-store://pdp/?ProductId=9NC00N044SKC>

Google Play Store:

<https://apps.microsoft.com/detail/9NC00N044SKC?hl=en-us&gl=BD&ocid=pdpshare>

After purchasing this software, we will provide a personalized version for your company based on your requirements.

# How to use

**Option 1:** Install from Microsoft Store. Simple signup and Login to use.

**Option 2:** Search “Garment Planning” in Google Play Store. from Mobile. Simple signup and Login to use.

**Option 3:** Direct go [www.garmentsmis.com](http://www.garmentsmis.com) using any device. Simple signup and Login to use from web.




# Contact Information

Website: [www.garmentsmis.com](http://www.garmentsmis.com)

Email: [support@garmentsmis.com](mailto:support@garmentsmis.com)

Mobile/ WhatsApp: +88 01777 - 223886



The background features a light blue-to-white gradient. On the left, there are several overlapping hexagons in shades of light blue and dark red. On the right, there are large, faint, light blue circles and a solid dark red vertical rectangle. The text "You are Welcome." is centered in a bold, yellow, sans-serif font with a reflection effect below it.

**You are  
Welcome.**